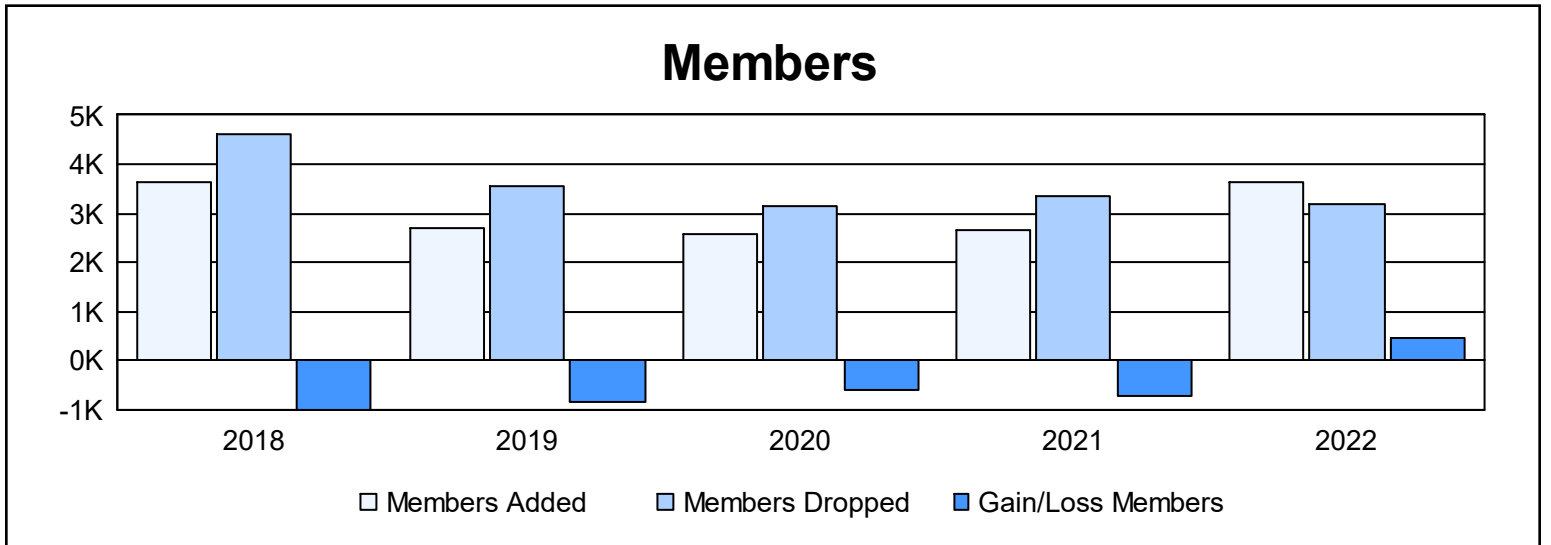
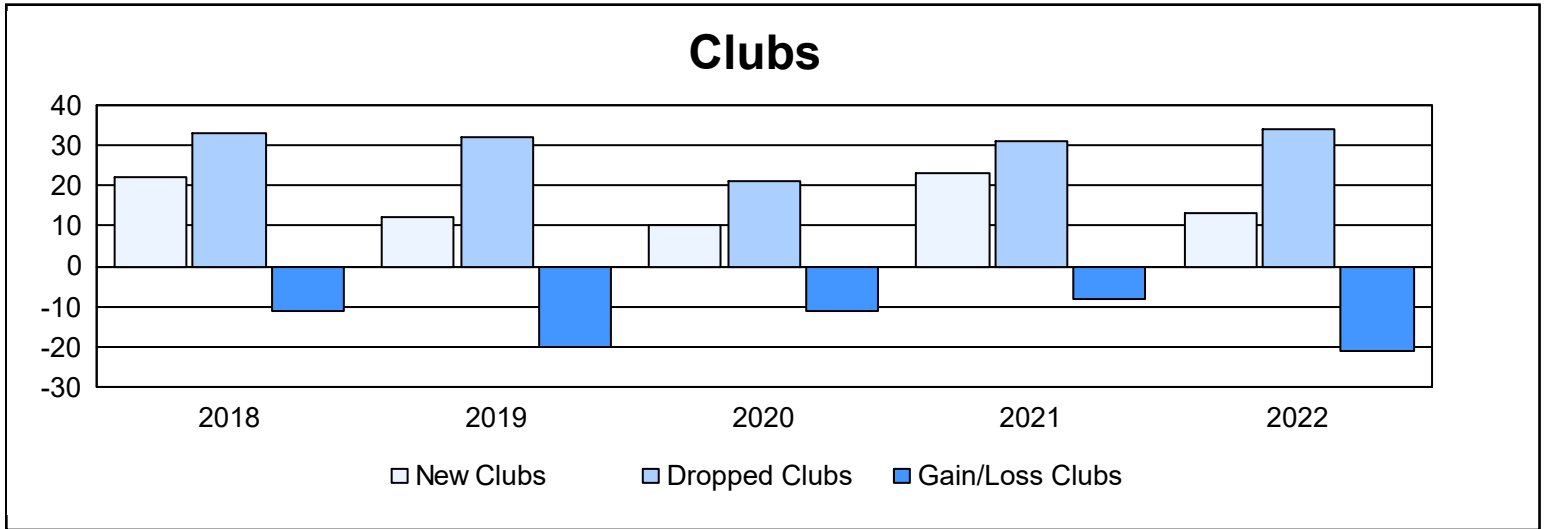
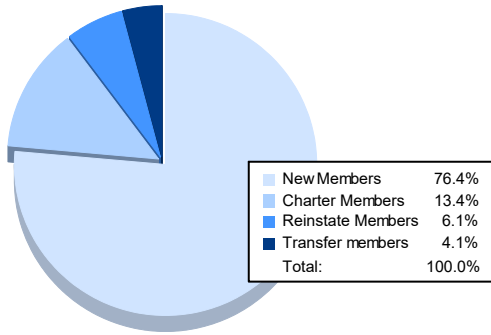


Year	New Clubs	Dropped Clubs	Gain/ Loss Clubs	New Members	Charter Members	Reinstate Members	Transfer Members	Total Member Added	Total Members Dropped	Gain/ Loss Members
2017-2018	22	33	-11	2,542	687	224	170	3,623	4,610	-987
2018-2019	12	32	-20	2,026	373	188	109	2,696	3,541	-845
2019-2020	10	21	-11	1,886	390	150	135	2,561	3,156	-595
2020-2021	23	31	-8	1,606	808	139	94	2,647	3,363	-716
2021-2022	13	34	-21	2,775	486	220	149	3,630	3,189	441
<b>Average</b>	<b>16</b>	<b>30</b>	<b>-14</b>	<b>2,167</b>	<b>549</b>	<b>184</b>	<b>131</b>	<b>3,031</b>	<b>3,572</b>	<b>-540</b>



### Membership Composition June 2022 Cumulative



### Gender Composition June 2022 Cumulative

